

# SO-Strong® Colorants

For Urethane Rubbers, Plastics, & Foams



www.smooth-on.com

## PRODUCT OVERVIEW

**SO-Strong®** liquid urethane colorants can be added to any Smooth-On liquid urethane rubber, urethane plastic or urethane foam (do not use with Smooth-On silicones). They can be used to create a variety of color effects for a wide range of material applications. For glowing fluorescent color effects, use **Ignite®** colorants.

**SO-Strong®** colorants are highly concentrated, offer excellent dispersion and consistent color. A very small amount will color a proportionally large amount of liquid urethane material. The more you add in proportion to the volume of liquid urethane, the more dramatic the color effect. Recommended loading range is .01% to 3% of total system weight. Do not overload the liquid urethane system or cure inhibition / oozing may occur.











If this is your first time adding color to a urethane system, it is recommended that you test the color effect by adding a few drops to a small amount of material and observe the outcome.

**Color Tints:** Black, Yellow, Brown, Purple, Green, Orange, Red and Blue.

**Color Pigments:** White and Fleshtone

## SO-Strong® Color Reference Chart

NOTE-All Values Are Approximate

				
<b>WHITE</b> Pantone White C	<b>BLACK</b> Pantone Black C	<b>YELLOW</b> Pantone 102C	<b>BROWN</b> Pantone 483C	<b>PURPLE</b> Pantone 2603C
				
<b>FLESHSTONE</b> Pantone 148C	<b>GREEN</b> Pantone 336C	<b>ORANGE</b> Pantone 021C	<b>RED</b> Pantone 200C	<b>BLUE</b> Pantone 300C

## PROCESSING RECOMMENDATIONS

To get you started, we offer the following colorant loading levels. Results may vary.

**By Weight Using A Gram Scale:** Add SO-Strong® colorant at a ratio of between 0.1% - 3% of the total weight (Parts A + B mixed) of the material being cast. Adding more than 3% by weight may cause cure inhibition.

**By Volume Measured In Drops:** Add 10 drops of SO Strong® per 3 oz (88 ml) of mixed urethane material. If using a translucent material (like Smooth-Cast® 325) you can use 1 drop to maintain translucency of the material.

**Directions For Use:** After dispensing the required amount of urethane material Parts A and B into measuring containers, add colorant to Part B and mix thoroughly. Combine Parts A and B into a mixing container and mix as directed by the urethane product technical bulletin.

**Blending Colors:** Combine different colors on a palette to create a custom color before adding to material as directed above.

Smooth-On offers this color guide as a general reference only and assumes no responsibility for color accuracy or matching. Results will vary from one urethane material to another. The end user is solely responsible for determining color suitability and accuracy. Small scale testing is recommended.



Call Us Anytime With Questions About Your Application.

Toll-free: (800) 762-0744

Fax: (610) 252-6200

The new [www.smooth-on.com](http://www.smooth-on.com) is loaded with information about moldmaking, casting and more.